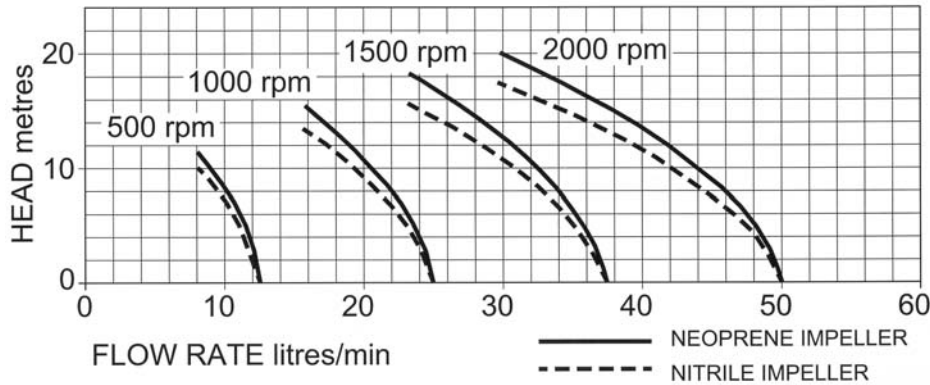


PERFORMANCE:

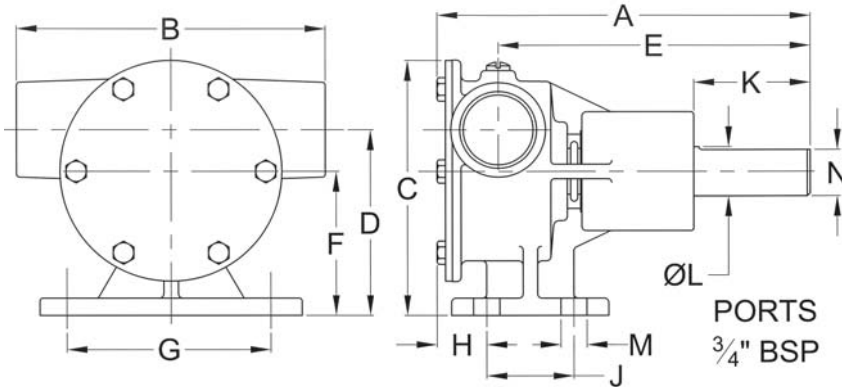


MODEL	Maximum flow rate		Maximum head	
	l/min	gall/min	metres	feet
52040-2001	50	11	20	65
52040-2003	50	11	17	55

Max Power absorbed 550 watt at 2000rpm

DIMENSIONS:

WEIGHT: 1.5Kg



A	B	C	D	E	F	G	H	J	K	L	M	N
128	106	88	64	107	50	70	17	30	40	Ø17	9	16

MATERIALS OF CONSTRUCTION:

Body	Bronze
Impeller	Neoprene or Nitrile
Wearplate	Replaceable
Shaft	Stainless steel type 316
Shaft seal	Lip type
Bearings	Twin row, ball type
Port type	3/4" BSP to BS21 (DIN2999)

MODELS:

52040-2001 Standard Neoprene Impeller


52040-2003 Oil resistant Nitrile

52040-2021 High pressure Neoprene



BRONZE FLEXIBLE IMPELLER PEDESTAL PUMP

52040 SERIES



PUMP with 3/4" BSP PORTS

- ◆ Constructed from marine quality bronze and stainless steel
- ◆ Self-prime from dry up to 2.4m
- ◆ Easy to service and maintain
- ◆ Will tolerate abrasive wear
- ◆ Handles hard and soft solids without clogging
- ◆ Can pump in either direction
- ◆ Will not airlock