


OBERDORFER

GEAR PUMPS in corrosion-resistant BRONZE

- Sea water
- Fresh water
- Oils
- Oil/water mixtures



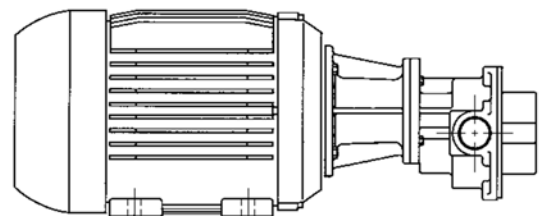
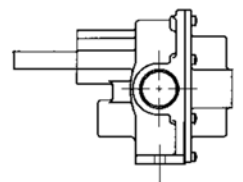
- Bronze body, stainless steel shaft
- Mechanical shaft seal
- Bare shaft for direct or belt drive
- Compact a.c. and d.c. electric units

- Transfer
- Pressure boosting

- Port sizes - 1/4" to 2"
- Flow rates up to 560 litres/min
- Pressures up to 10 bar (150 psi)

Strongly built in bronze and stainless steel, OBERDORFER gear pumps can give years of reliable, trouble-free service in duties where cast iron and steel pumps corrode and fail. The low shear characteristics of a slow-running gear pump are ideal for emulsions and sensitive oil/water mixtures.

BARE-SHAFT
PUMP for direct or
belt drive



A.C. or D.C. close-coupled
motor pump unit

• Pumps & spares from stock • Technical advice always available • Competitive prices